


GROUNDGUARD

ASSETGUARD
A CARBO business

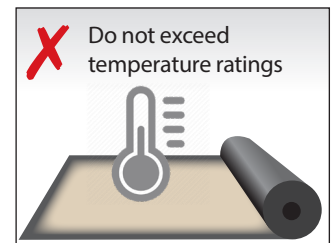
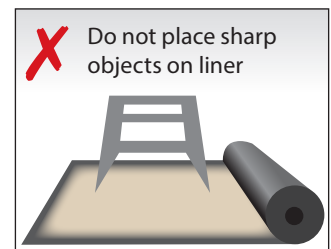
Installation and usage instructions

Thank you for choosing a GROUNDGUARD prefabricated liner. We've provided the following guidelines to ensure proper installation and maintenance. When installed and maintained properly, you can expect years of worry-free usage.



Usage guidelines

1. Use GROUNDGUARD anywhere you need an impermeable protective layer between the environment and hazardous fluids.
2. Ground preparation should be crushed gravel or dirt with no sharp rocks.
3. The liner can be attached to steel, concrete, wood, corrugated pipe, foam or our proprietary POLY BERM product to create a containment system.
4. GROUNDGUARD panels can be seamed together using spray-applied polyurea. Always employ SSPC standards and practices. For more information, go to sspc.org.
5. For improved seam bonding, GROUNDGUARD comes with 3" exposed geotextile and an additional 3" abraded area surrounding the perimeter.
6. Be sure that any object or equipment placed on GROUNDGUARD has no sharp points or protrusions.
7. User is responsible for chemical compatibility. See our chemical compatibility sheet for a list of compatibility ratings for common industrial chemicals.
8. Maximum long-term temperature exposure should not exceed 200°F (93°C).



Need additional support? Contact customer service:

+1 800 551 3247 | assetguardproducts.com

ASSETGUARD
A CARBO business